






HOW TO USE YOUR AGUILA MACHINE

BLACK COFFEE

Use left side of the machine

-  Ristretto (25mL)
-  Espresso/Short Black (40mL)
-  Lungo/Long Black (110mL)

STEP 1

Insert your capsule into the slot.

STEP 2

Lower the lever on the side where the cup is placed.

STEP 3

Select your coffee from the buttons above your cup.

STEP 4

Once finished, lift the lever on the side where the coffee is placed.

MILK COFFEE

Use right side of the machine

-  Macchiato
-  Cappuccino
-  Flat White
-  Latte
-   Iced Latte

STEP 1

Insert your capsule into the slot.

STEP 2

Lower the lever on the side where the cup is placed.

STEP 3

Select your coffee from the list in the top right hand corner.

STEP 4

Once finished, lift the lever on the side where the coffee is placed.

