

CARAMEL ICED MACCHIATO

🕒 2 min

👉 Easy


MATERIAL


Reveal Cold Recipe Glass
Aeroccino 3 or milk frother
Vertuo Pop + Liquorice Black

RECOMMENDED NESPRESSO COFFEES




INGREDIENT(S)

Ice Cubes
150 g 

Flavoured syrup of your
choice 
20 ml

Milk
80 ml 

Golden Caramel
1 capsule 

INSPIRATIONS



LET'S MAKE IT!

STEP 01

Place 150 g of ice cubes into a glass.

STEP 02

Extract 1 capsule of Golden Caramel over the ice and stir to chill.

STEP 03

Into a milk frother, pour 80 ml and froth on the "cold froth" setting.

STEP 04

Pour cold froth milk over the coffee, allowing milk to settle on top.

STEP 05

Top with your choice of flavoured syrup. You can get creative and play with different flavours, like caramel and vanilla.