



MERRY MARSHMALLOW LATTE

🕒 5 mins.

💡 Medium


MATERIAL


Barista Connected Milk Recipe
Maker
Limited Edition Festive Coffee Mug
Vertuo Pop + Liquorice Black
Pixie


RECOMMENDED NESPRESSO COFFEES




INGREDIENT(S)


Festive Black Double
Espresso Vertuo 
1 capsule

1.5% Milk 
120 ml

Marshmallow 
3 pieces

Fir branch 
1 piece

Dark Chocolate 
2 g

Festive Black Espresso
Original 
2 capsules (instead of 1 Vertuo
capsule)

INSPIRATIONS

LET'S MAKE IT!

STEP 01

Pour 120 ml of 1.5% milk directly into your Nespresso Barista device or your Aeroccino Milk Frother.

STEP 04

Pour the hot milk and foam in your Nespresso Mug.

STEP 02

Close the lid and select the "Hot Latte Macchiato" recipe on your device and press the start button.

STEP 05

Place 2 to 3 Marshmallows on a toothpick and toast them gently.

STEP 03

Brew 1 capsule of Festive Black Double Espresso Vertuo or 2 capsules of Festive Black Espresso Original into your Nespresso Mug.

STEP 06

Gently place the marshmallows on top and garnish with a fir branch. Sprinkle some chocolate as desired.