

## DATE FLAVOURED ICED MACCHIATO

🕒 5 mins.

👉 Easy





### MATERIALS


Large VIEW Recipe Glass (480ml)  
Nespresso Aeroccino Device


### RECOMMENDED NESPRESSO COFFEES

### INGREDIENTS

Altissio capsule  
40 ml 

Date Syrup or Date Sugar  
10 g 

Oatly Barista Edition Oat  
Drink  
90 ml 

Nespresso Ice Cubes  
90 g 

Salt  
1 pinch 

Toffee  
garnish 

### INSPIRATIONS



### HOW TO MAKE !

#### STEP 01

Pour 120ml of Oatly Barista Edition oat drink directly into the Nespresso Aeroccino device. Close the lid and press the start "Cold Foam" button.

#### STEP 04

Pour the textured cold Oatly Barista Edition oat drink cold foam over it.

#### STEP 02

Put 3 Nespresso ice cubes (90g) and add 10ml of Coconut Syrup into the Large Recipe Glass.

#### STEP 05

Garnish with Toffee/Fudge on stick.

#### STEP 03

Extract 40ml of Vertuo Altissio.