

## LUCKY RED

🕒 5 mins.

👉 Easy

### MATERIALS


Small Barista Recipe Glass


### RECOMMENDED NESPRESSO COFFEES


#### INGREDIENTS


Forte 40 ml 


Chocolate Syrup 5 ml 

Cherry Syrup 10 ml 

Nespresso Ice Cubes 120 g 

Sparkling water 80 ml 

Cherry 2 pcs 

Mint Leaves garnish 

### INSPIRATIONS



### HOW TO MAKE !

#### STEP 01

Add 5ml of Chocolate syrup and 10 ml of Cherry syrup into Barista recipe glass.

#### STEP 04

Extract 40ml of Pro Forte over the Sparkling water.

#### STEP 02

Add 120g of ice cubes into recipe glass.

#### STEP 05

Prepare 2 Cherries and remove the stems first. Decorate with the Cherries on a cocktail pin and place some Mint leaves on top.

#### STEP 03

Pour 80ml of Sparkling water into glass.