


CREAMY BERRY DREAM COCKTAIL

🕒 5 mins.

👉 Easy









MATERIALS

Shaker
Nespresso Martini Glass

RECOMMENDED NESPRESSO COFFEES

INGREDIENTS

- Double Espresso Chiaro Decaffeinato 
1 capsule
- Blackcurrant Syrup 
15 ml
- 35% Cream 
50 ml
- White Chocolate 
5 g
- Blueberry 
5 g
- Nespresso Ice Cubes 
30 g

INSPIRATIONS



HOW TO MAKE !

STEP 01

Brew a Double Espresso Chiaro Decaffeinato into a shaker and add 15ml of Blackcurrant syrup and 4 ice cubes (30g each) into your shaker. Close it and shake vigorously for 20 seconds.

STEP 04

Pour the cream from the shaker into your Nespresso Martini Glass with a spoon.

STEP 02

Pour your recipe into your Nespresso Martini Glass.

STEP 05

Grate white chocolate on top and add 3 Blueberries as a garnish.

STEP 03

Rinse your shaker, place 1 ice cube (30g), 30ml of cream 35% and shake vigorously for 10 seconds.